



United Community Action Partnership, Inc. Head Start and Early Head Start

2017 Annual Report



CONTENTS

3	Statement from Executive Director
4	About Head Start
8	Head Start Health Outcomes
11	School Readiness
12	About Early Head Start
13	Early Head Start Health Outcomes
14	Child Outcomes
15	Financial Information
16	Budget Expenditures

Welcome to the Head Start annual report for United Community Action Partnership (UCAP).

We present this update with pride and continue our commitment to high quality services as we work with over 500 Head Start children and their families in 15 locations across our service area.

The families of children in our Head Start program overcome challenges that include scheduling, distance and transportation to make education a priority for the youngest among us. We appreciate their diligent efforts to keep their children engaged and learning.

I am very grateful for the knowledge and support of the Head Start Director and staff here at UCAP. Their steadfast commitment to our Head Start children and their families makes a positive, long-term difference in so many lives.

Please contact us at any time to ask questions or provide feedback. We seek to continuously improve, and can only do that with the help of others.

Sincerely,
Nancy Straw



Nancy Straw
Executive Director

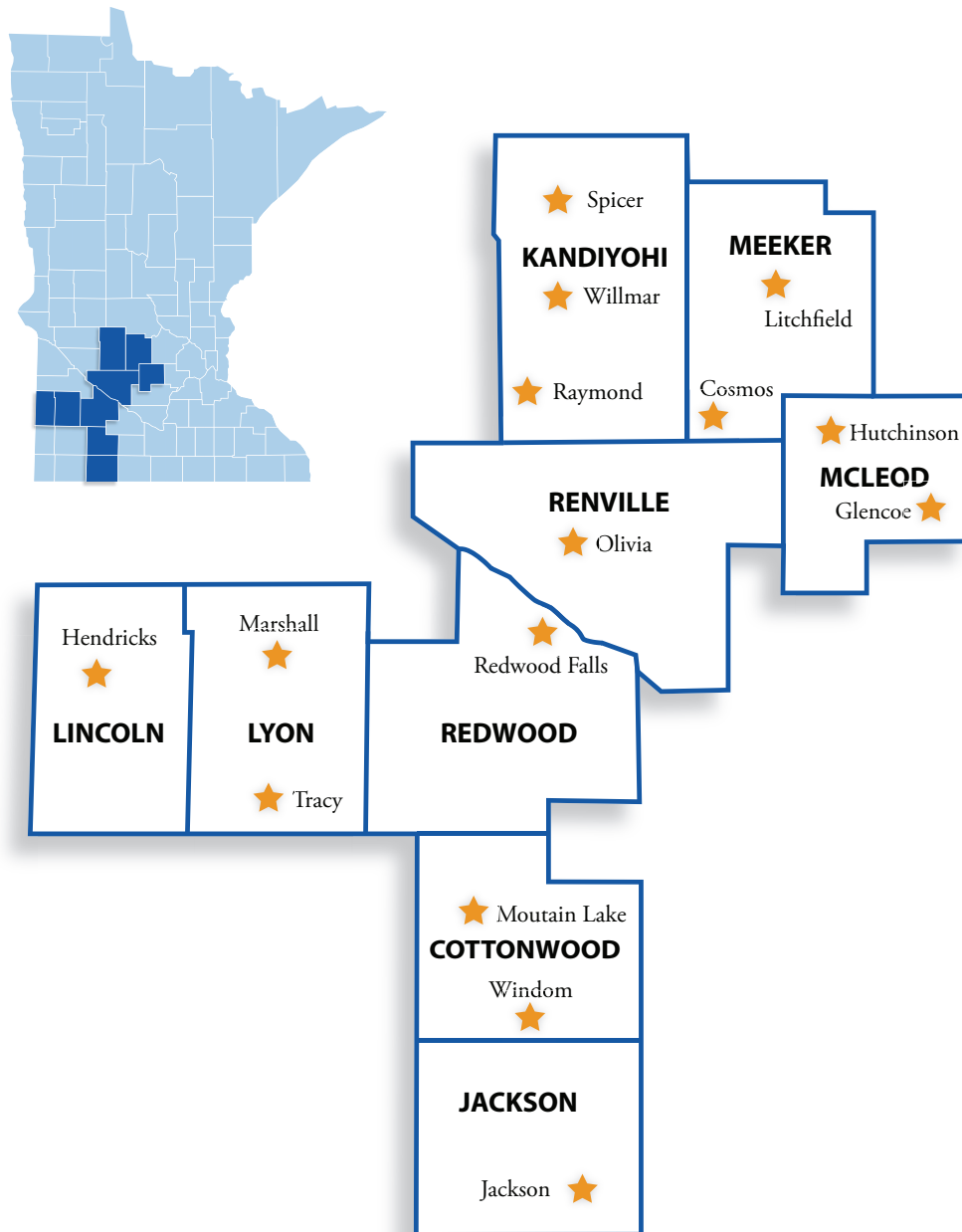
United Community Action Partnership
1400 S Saratoga Street
Marshall, MN 56258
Office: 507-537-1416 X 2113
Cell: 218-205-5180
Fax: 507-537-1849

ABOUT HEAD START



United Community Action Partnership (UCAP) Head Start provides a comprehensive approach to the well-being of children and families.

This two-generational approach focuses not only on the child but also the parents. Head Start partners with families to implement services that prepare children academically, physically, and socially to enter kindergarten. As of July 1, 2016, UCAP has been the grantee of two Head Start/Early Head Start Grants. The program also receives state funded Early Head Start, as well as additional supplemental funding through other sources.



**Head Start programming is
available in 15 cities, spanning
9 counties in West Central and
Southwestern Minnesota.**

Head Start Administrative Office
101 South Vesta St, PO 36
Cosmos, MN 56228


320.235-0850 or 1.800.992.1710
Extension 600

FAX 320.877.7483

441 families received services through the Head Start program.

186 familes in Grant 05CH010360


255 families in Grant 05CH8402



Grant 05CH010360 serves Cottonwood, Jackson, Lincoln, Lyon, and Redwood Counties.
Grant 05CH8402 serves Kandiyohi, Meeker, McLeod, and Renville Counties.

Head Start provided services to 277 preschool aged children in Grant 05CH802 and 202 children in Grant 05CH010360, ages 3-5, in a classroom setting, for a total of 479 children.

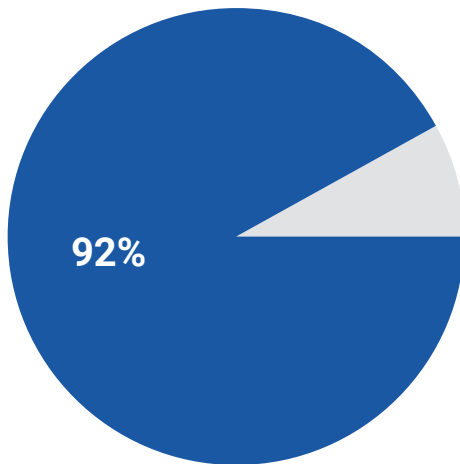
Head Start maintained an average monthly enrollment of 100%.



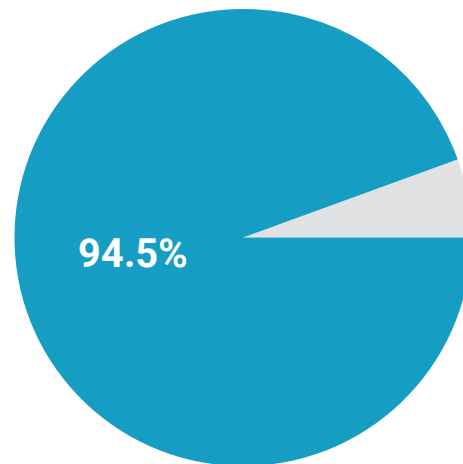
5 children
Grant 05CH010360
Grant 05CH802



**92% of children in Grant 05CH8402
and 94.5% of children in
Grant 05CH010360 served were
income or categorically
eligible for Head Start.**



Grant 05CH8402



Grant 05CH010360

Of those children enrolled in Grant 05CH8402:

- 63.5% of children enrolled were under 100% of poverty.
 - 7% of children enrolled were receiving public assistance, such as Minnesota Family Investment Program (MFIP) or Supplemental Security Income (SSI).
 - 2.5% were either homeless or a foster child.
- 19% were between 100% and 130% of federal poverty line.

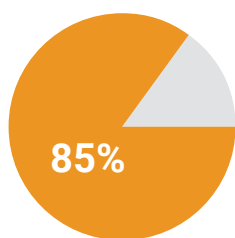
Of those children enrolled in Grant 05CH010360:

- 76% of children enrolled were under 100% of poverty.
 - 8% of children enrolled were receiving public assistance, such as Minnesota Family Investment Program (MFIP) or Supplemental Security Income (SSI).
 - 4.5% were either homeless or a foster child.
- 5.5% were between 100% and 130% of federal poverty line.

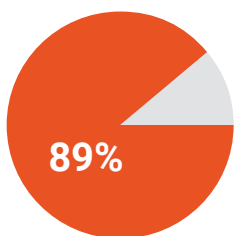
HEALTH OUTCOMES

Health outcomes Grant 05CH8402:

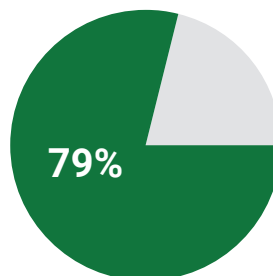
- 85% of enrolled children received medical exams *and* were up-to-date on age appropriate preventive and primary health care.
- 89% of children at the end of the enrollment year were up-to-date on all immunizations appropriate for their age.
- 79% of children received a professional dental exam during the program year. Of those children who received a dental exam, 28% required treatment.
- 48% of children who needed dental treatment received it.



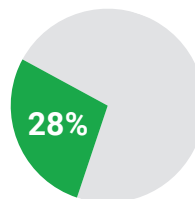
Enrolled children who received medical exams and were up-to-date on preventive and primary health care



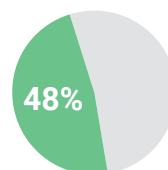
Children at end of enrollment year up-to-date on immunizations



Children who received a professional dental exam



Children who received a dental exam that required treatment



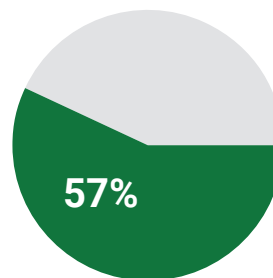
Children who needed dental treatment and received it



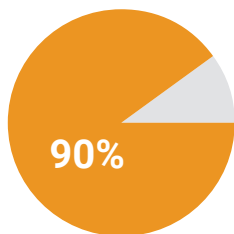
UCAP Head Start received a Classroom Assessment Scoring System (CLASS) review by the Office of Head Start in October, 2017. No corrective action was required. The financial audit of 2016 had no findings and demonstrated fiscal integrity through effective control and accountability.

Health outcomes Grant 05CH010360:

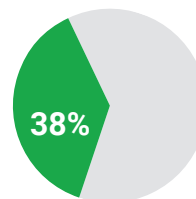
- 90% of enrolled children received medical exams and were up-to-date on age appropriate preventive and primary health care.
- 87% of children at the end of the enrollment year were up-to-date on all immunizations appropriate for their age.
- 57% of children received a professional dental exam during the program year. Of those children who received a dental exam, 38% required treatment.
- 32% of children who needed dental treatment received it.



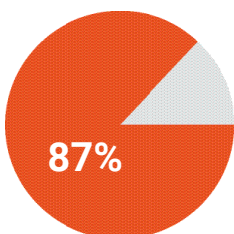
Children who received a professional dental exam



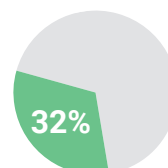
Enrolled children who received medical exams and were up-to-date on preventive and primary health care



Children who received a dental exam that required treatment



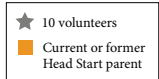
Children at end of enrollment year up-to-date on immunizations



Children who needed dental treatment and received it

HEAD START VOLUNTEERS

Head Start had 740 volunteers throughout the 2016 – 2017 school year. Of those volunteers, 537 (73%) were current or former Head Start parents.



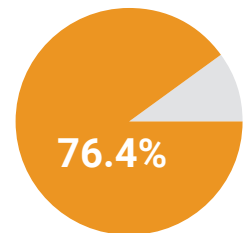
Parents/Guardians Participated in:

- Policy Council and Parent Committees
- Board Meetings
- Local and Regional Parent Trainings
- Community Events
- Male Involvement Activities
- Classroom and Socialization Activities

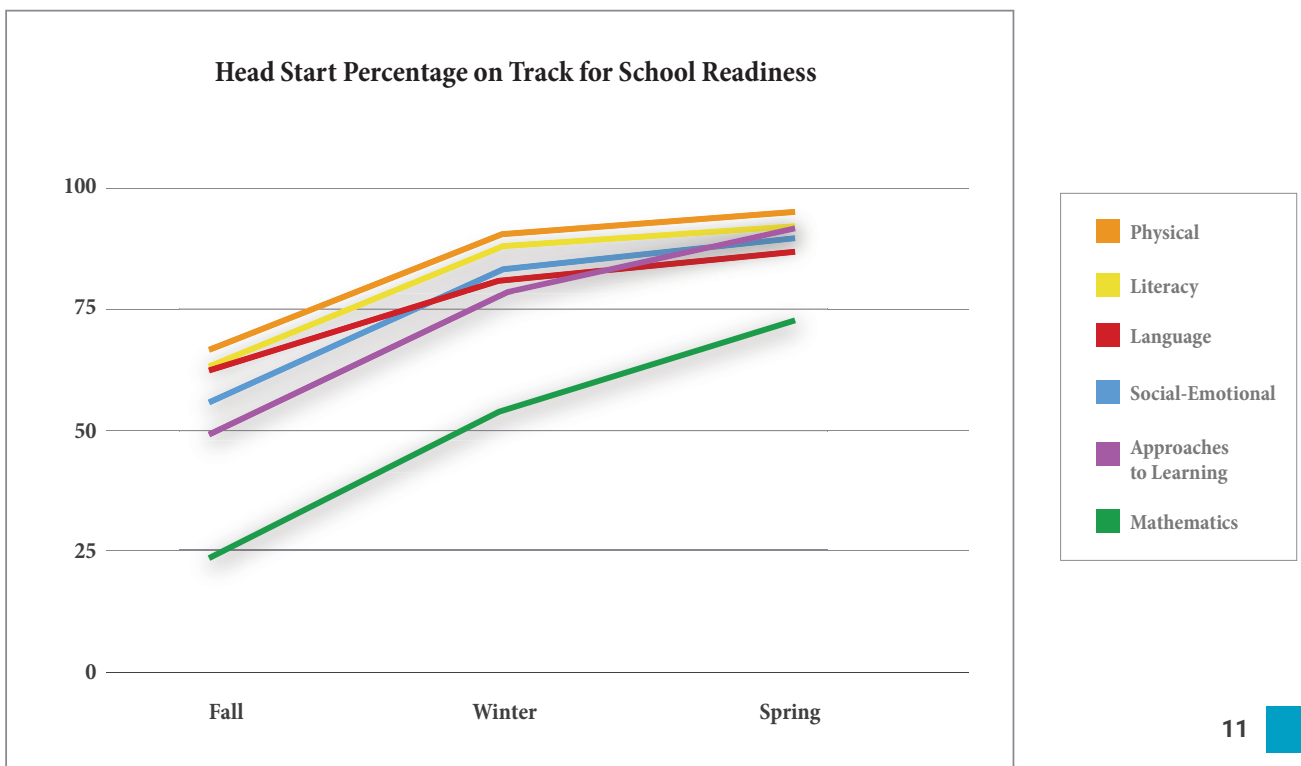
SCHOOL READINESS

Head Start students made substantial gains across all learning domains during the 2016-2017 school year.

School readiness goals were achieved by 76.4% of children. Goals in social-emotional development, physical development, language, and literacy were generally met. While most students made significant gains in early math skills, on average, the program fell just short of meeting its goals. When families attended parent-teacher conferences, children were more likely to have met all school readiness goals.



Percent of students who achieved school readiness goals



EARLY HEAD START



United's Early Head Start is a state and federal funded program for low-income pregnant women and families with infants and toddlers ages 0 – 3. The program promotes the relationship development between parent and child, understanding that parents are a child's first and most important teacher.

State and Federal Early Head Start provided services to 143 infants, toddlers, and/or pregnant women in a home-based or center setting. Early Head Start maintained an average monthly enrollment of 100%.



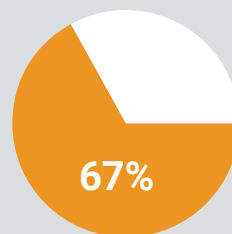
94% of children served were income or categorically eligible for Federal Early Head Start.

Of those children who were enrolled:

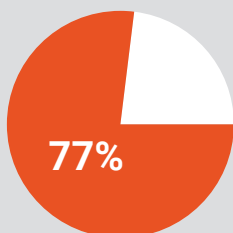
- 73% of children enrolled were under 100% of poverty.
- 16% of children enrolled were receiving public assistance, such as Minnesota Family Investment Program (MFIP) or Supplemental Security Income (SSI).
- 1% were either homeless or a foster child.

HEALTH OUTCOMES

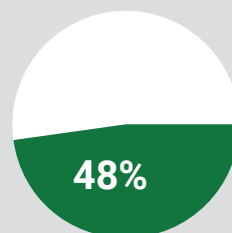
- 67% of enrolled children received medical exams *and* were up-to-date on age appropriate preventive and primary health care.
- 77% of children at the end of the enrollment year were up-to-date on all immunizations appropriate for their age.
- 48% of children received a professional dental exam during the program year.



Enrolled children who received medical exams and were up-to-date on preventive and primary health care



Children at end of enrollment year up-to-date on immunizations



Children who received a professional dental exam



EHS Parents/Guardians Participated in:

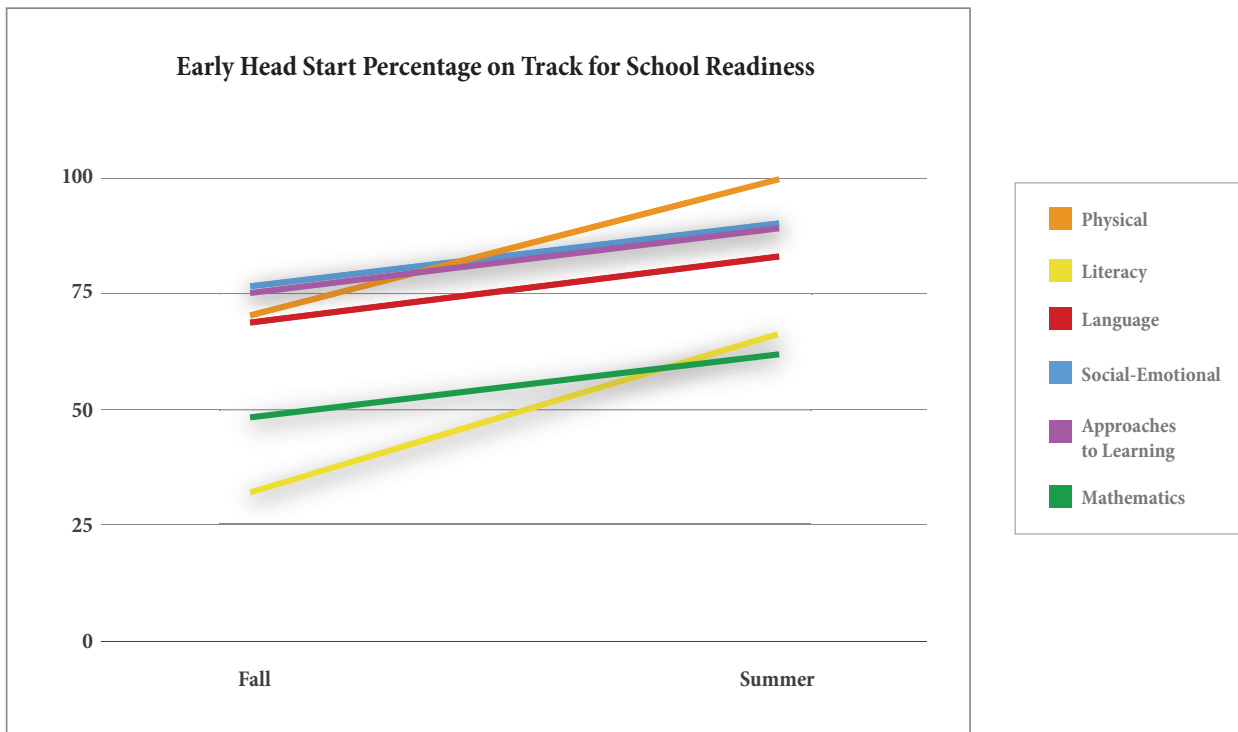
- Policy Council and Parent Committees
- Board Meetings
- Local and Regional Parent Trainings
- Community Events
- Male Involvement Activities
- Socialization Activities

CHILD OUTCOMES



Early Head Start infants and toddlers demonstrated gains across all areas of development.

Dramatic gains were found in social skills, physical development, and cognitive development. Two-year olds were on track in development to transition into Head Start or other preschool options. Gains were significant in physical development and early literacy. Early literacy and early math were the domains with the fewest percentage of children meeting school readiness goals for two-year-olds.



FINANCIAL INFORMATION

Head Start and Early Head Start

GRANT AWARDS/FUNDING	
05CH8402/02	2,089,295
05CH10360/01	1,451,269
State Head Start/Early Head Start	866,656
State Pathway II Funds	382,478
CACFP (USDA)	178,057
Match (from non-cash sources)	747,776
TOTAL	5,715,531



BUDGETED EXPENDITURES

Head Start and Early Head Start

	Federal 05CH8402/02		Federal 05CH10360/01		State Head Start	
CATEGORIES	Budget	Actual	Budget	Actual	Budget	Actual
Personnel	1,266,503	1,298,988	897,402	848,506	547,022	508,956
Fringe Benefits	363,578	316,552	218,275	196,897	131,763	124,413
Travel (Out of Area)	6,762	9,947	4,963	11,821	6,162	3,585
Equipment	-	-	31,129	34,175	60,000	53,634
Supplies	82,967	106,653	100,067	108,995	29,418	44,372
Contractural	3,405	40,267	27,661	55,780	7,125	11,081
Construction	-	-	-	-	-	-
Other	366,080	316,888	171,772	183,898	85,166	119,896
TOTAL	2,089,295	2,089,295	1,451,269	1,440,073	866,656	866,656